



CARVING
SERIES

600x1200mm

SANCHEZ **CORP**
IMPORTACIONES



APPLICATION



COMMERCIAL
BUILDING



HOTEL &
RESTAURANT



GYMNASIUM



HALL &
CARRIDOR



AIRPORT



SCHOOL &
COLLEGE



INDUSTRY



SPA & WELLNESS
CENTRES

These are the most common
type of sufiaces used for your place.

FEATURES



HIGH
STRENGTH



CHEMICAL
RESISTANCE



STAIN
RESISTANT



EASY
TO CLEAN



EASY
MAINTENANCE



DIMENSIONAL
STABILITY



SLIP
RESISTANT



ECO
FRIENDLY

Here are a few of the main features that
make these tiles a practical yet versatile stylish option.





SANCHEZ CORP



COCO BROWN

SIZE
600X1200 MM

FINISH
CARVING

RANDOM : 5



SANCHEZ CORP
WORKSPACES



COCO BROWN

SIZE
600X1200 MM

FINISH
MATT

COCO BROWN



SIZE

600X1200 MM

FINISH


CARVING



SANCHEZ CORP



SANCHEZ CORP



COCO GRAY

SIZE
600X1200 MM

FINISH
CARVING

RANDOM : 5



SANCHEZ CORP




COCO GRAY

SIZE
600X1200 MM

FINISH
MATT



SANCHEZ CORP



CORAS BLACK


SIZE
600X1200 MM

FINISH
CARVING

RANDOM : 5



SANCHEZ CORP




CORAS BLACK

SIZE
600X1200 MM

FINISH
MATT



SANCHEZ CORP



CORAS CREMA


SIZE
600X1200 MM

FINISH
CARVING

RANDOM : 5



SANCHEZ CORP




CORAS CREMA

SIZE
600X1200 MM

FINISH
MATT



SANCHEZ CORP



ELECTRO GOLD

SIZE
600X1200 MM

FINISH
CARVING

RANDOM : 5



SANCHEZ CORP



ELECTRO GOLD

SIZE
600X1200 MM

FINISH
MATT



SANCHEZ CORP



FEATHER BEIGE


SIZE
600X1200 MM

FINISH
CARVING

RANDOM : 5



SANCHEZ CORP



FEATHER BEIGE

SIZE
600X1200 MM

FINISH
MATT



SANCHEZ CORP



FLORENCE BEIGE

SIZE
600X1200 MM

FINISH
CARVING

RANDOM : 5



SANCHEZ CORP



FLORENCE BEIGE

SIZE
600X1200 MM

FINISH
MATT



SANCHEZ CORP



FUSION CHOCO


SIZE
600X1200 MM

FINISH
CARVING

RANDOM : 5



SANCHEZ CORP



FUSION CHOCO

SIZE
600X1200 MM

FINISH
MATT



SANCHEZ CORP



IMPACT WHITE


SIZE
600X1200 MM

FINISH
CARVING

RANDOM : 5



SANCHEZ CORP




IMPACT WHITE

SIZE
600X1200 MM

FINISH
MATT



SANCHEZ CORP



MARINA CREMA

SIZE
600X1200 MM

FINISH
CARVING

RANDOM : 5



SANCHEZ CORP



MARINA CREMA

SIZE
600X1200 MM

FINISH
MATT



SANCHEZ CORP



MIAMI BEIGE

SIZE
600X1200 MM

FINISH
CARVING

RANDOM : 5



SANCHEZ CORP



MIAMI BEIGE

SIZE
600X1200 MM

FINISH
MATT



SANCHEZ CORP



OLWIN GREY


SIZE
600X1200 MM

FINISH
CARVING

RANDOM : 5



SANCHEZ CORP




OLWIN GREY

SIZE
600X1200 MM

FINISH
MATT



SANCHEZ CORP



ROMANTIC WHITE


SIZE
600X1200 MM

FINISH
CARVING

RANDOM : 5



SANCHEZ CORP




ROMANTIC WHITE

SIZE
600X1200 MM

FINISH
MATT



SANCHEZ CORP



ROYAL BEIGE

SIZE
600X1200 MM

FINISH
CARVING

RANDOM : 5



SANCHEZ CORP



ROYAL BEIGE

SIZE
600X1200 MM

FINISH
MATT



SANCHEZ CORP



THUNDER WHITE

SIZE
600X1200 MM

FINISH
CARVING

RANDOM : 5



SANCHEZ CORP



THUNDER WHITE

SIZE
600X1200 MM

FINISH
MATT

TECHNICAL SPECIFICATION

TEST DISCRIPTION	STANDARD AS PER IOS-13006/EN177 GROUP BIB	MEAN VALUE
Deviation in length & width	±0.6 %	±0.3 %
Deviation in thickness		
Straightness in side	±0.5 %	±0.1 %
Rectangularity		
Surface flatness	±0.5 %	±0.2 %
Color difference		
Glossiness	As per mfg.	10-40 (As per surface)
Water absorption	0.05	
Modulus of rupture	Min. 35 N/mm ²	Min. 35 N/mm ²
Impact resistance	As per mfg.	Min. 0.55 Porcelain
Surface abrasion resistance	As per mfg.	PEI II-V
MOH's hardness	As per mfg.	Min. 7
Frost resistance	No damage	No damage
Thermal shock resistance	No damage	No damage
Moisture expansion	Nil	Nil
Chemical resistance	No damage	No damage
Stain resistance	Resistant	Resistant
Crazing resistance	As per mfg.	2 Cycle

PACKING DETAIL

Size	Thickness (approx.)	Pieces / Box	Area / Box	Wt./Box (approx.)
600x1200mm	9 mm	2 pcs.	1.44 sq. mtr.	28 kgs.